



Ornamental Horticultural Products: Key Figures

Update: April 2022

Marketing Department VLAM



Area and production of ornamental horticultural products in Belgium

Belgian ornamental horticultural products: area (in HA)

| | 2011 | 2012 | 2013 | 2014 | 2015 | 2016 | 2017 | 2018 | 2019 | 2020 |
|---|--------------|--------------|--------------|--------------|--------------|--------------|--------------|--------------|--------------|--------------|
| A. Cultivation in open air | | | | | | | | | | |
| Fruit trees | 736 | 502 | 543 | 541 | 530 | 663 | 594 | 604 | 643 | 802 |
| Ornamental trees and plants** | 3.549 | 3.890 | 3.917 | 3.832 | 4.053 | 4.024 | 4.190 | 4.179 | 4.092 | 2.127 |
| Forest trees and plants | 681 | 658 | 649 | 649 | 681 | 629 | 530 | 531 | 575 | 2.357 |
| Total Nursery stock | 4.966 | 5.050 | 5.109 | 5.032 | 5.264 | 5.316 | 5.314 | 5.314 | 5.310 | 5.286 |
| Begonia bulbs | 59 | NB | NB | NB | NB | NB | NB | NB | NB | NB |
| Other bulbs and tubers | 96 | NB | NB | NB | NB | NB | NB | NB | NB | NB |
| Bulbs and tubers* | | 171 | 107 | 85 | 106 | 99 | 120 | 111 | 94 | 95 |
| Cut flowers | 37 | 38 | 31 | 28 | 30 | 35 | 36 | 43 | 39 | 51 |
| Azaleas (open air) | 126 | 105 | 111 | 109 | 115 | 115 | 114 | 114 | 101 | 94 |
| Pot chrysanthemum | 319 | 292 | 257 | 267 | 259 | 264 | 261 | 252 | 239 | 234 |
| Other ornamental plants for flower or leaf*** | 189 | 293 | 296 | 287 | 266 | 232 | 186 | 184 | 172 | 7 |
| Balcony and bedding plants | 21 | 14 | 8 | 5 | 7 | 11 | 12 | 14 | 13 | 34 |
| Seed and plant material for ornamental plants | 12 | 12 | 10 | 12 | 20 | 10 | 14 | 19 | 11 | 24 |
| Total open air | 5.825 | 5.975 | 5.929 | 5.824 | 6.067 | 6.082 | 6.057 | 6.051 | 5.979 | 5.825 |
| B. Cultivation under glass | | | | | | | | | | |
| Nursery stock under glass or plastic | 75 | 78 | 94 | 97 | 96 | 93 | 99 | 99 | 99 | 94 |
| Flower bulbs and tubers | 10 | 11 | 3 | 4 | 3 | 4 | 3 | 3 | 2 | 3 |
| Cut flowers | 32 | 29 | 28 | 27 | 22 | 27 | 26 | 28 | 27 | 31 |
| Azaleas (under glass) | 164 | 166 | 149 | 147 | 157 | 150 | 145 | 148 | 143 | 135 |
| Indoor plants | 46 | 45 | 39 | 33 | 34 | 31 | 32 | 29 | 32 | 38 |
| Pot chrysanthemum | 18 | 19 | 22 | 23 | 24 | 21 | 21 | 19 | 14 | 14 |
| Balcony and bedding plants | 104 | 96 | 60 | 57 | 66 | 71 | 71 | 73 | 75 | 109 |
| Other ornamental plants for flower or leaf | 46 | 62 | 125 | 118 | 114 | 99 | 86 | 89 | 86 | 33 |
| Seed and plant material for ornamental plants | 22 | 21 | 5 | 29 | 8 | 7 | 6 | 7 | 7 | 24 |
| Total under glass | 517 | 527 | 525 | 535 | 524 | 503 | 489 | 495 | 485 | 481 |
| Total ornamental products (A+B) | 6.342 | 6.502 | 6.454 | 6.359 | 6.591 | 6.585 | 6.546 | 6.546 | 6.464 | 6.306 |

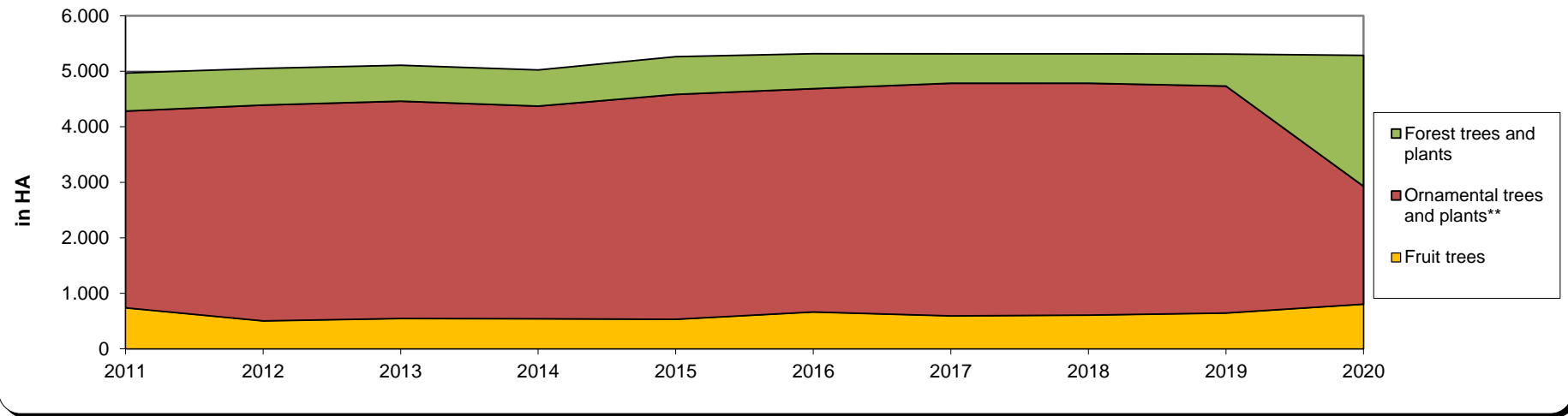
Source: Statbel

* From 2012 onwards only a sum available for the total category 'bulbs and tubers'

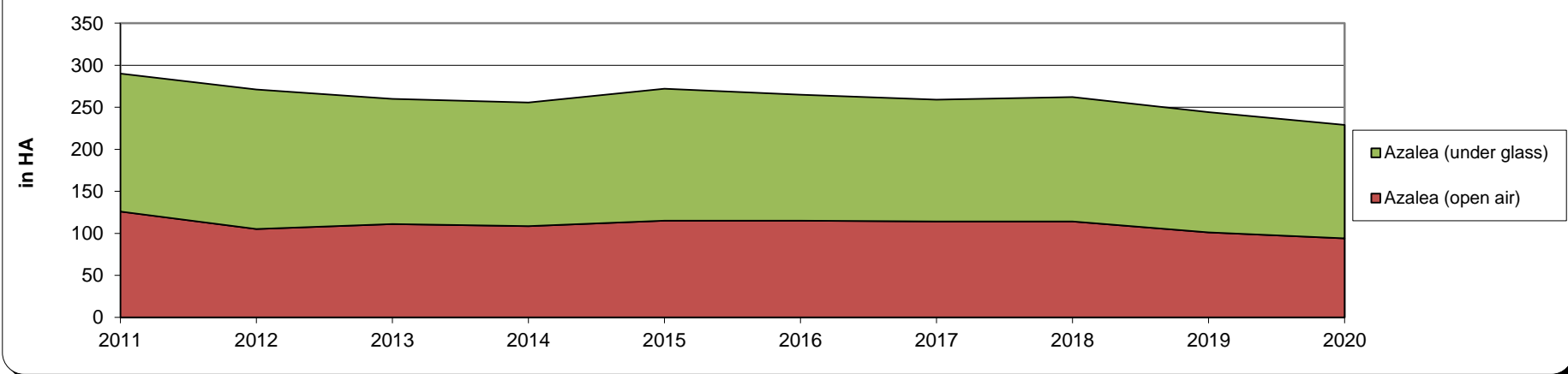
** From 2020 shift of hedge plants from ornamental trees and plants to forest trees and plants

*** From 2020 shift of other pot plants to seed and plant materials for ornamental plants, balcony and bedding plants and ornamental trees and plants

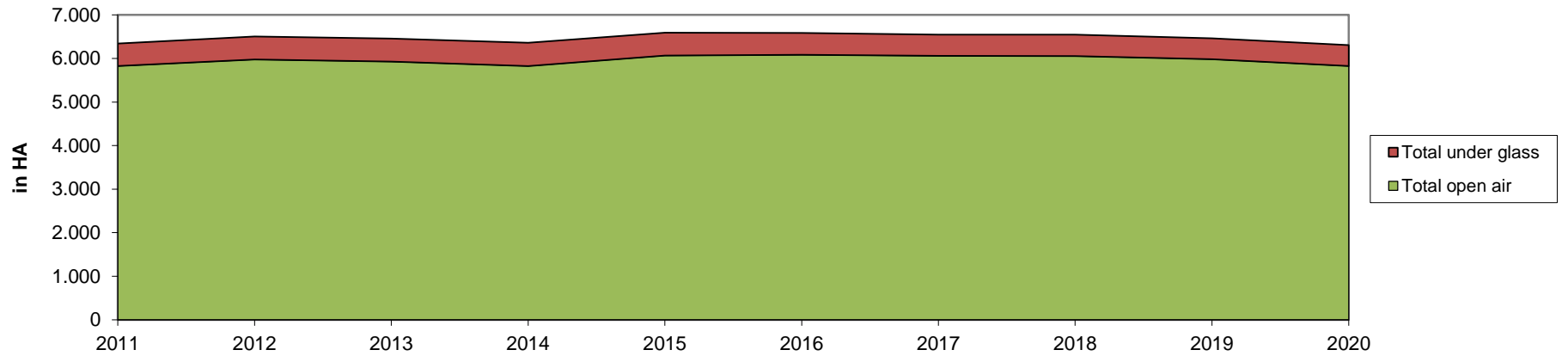
Area nursery stock in Belgium (open air)



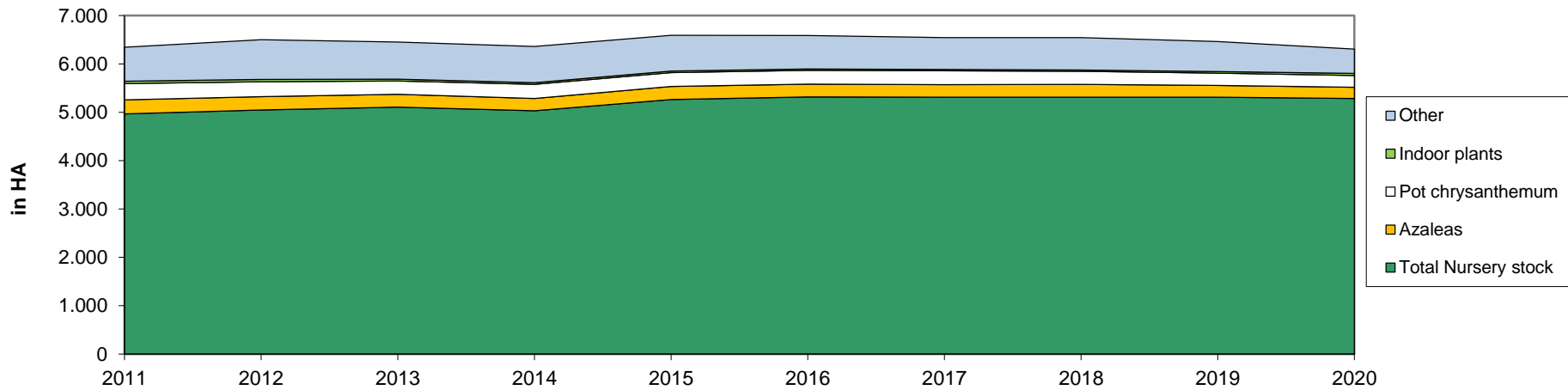
Area Azaleas in Belgium



Area ornamental horticultural products in open air and under glass in Belgium



Area ornamental horticultural products in Belgium

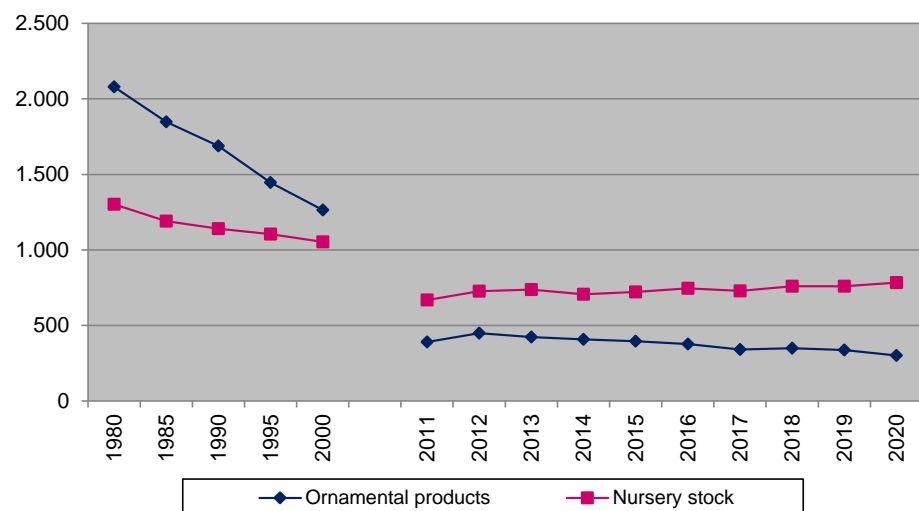


Number of nurseries with ornamental horticultural activities (primary and secondary) in Belgium

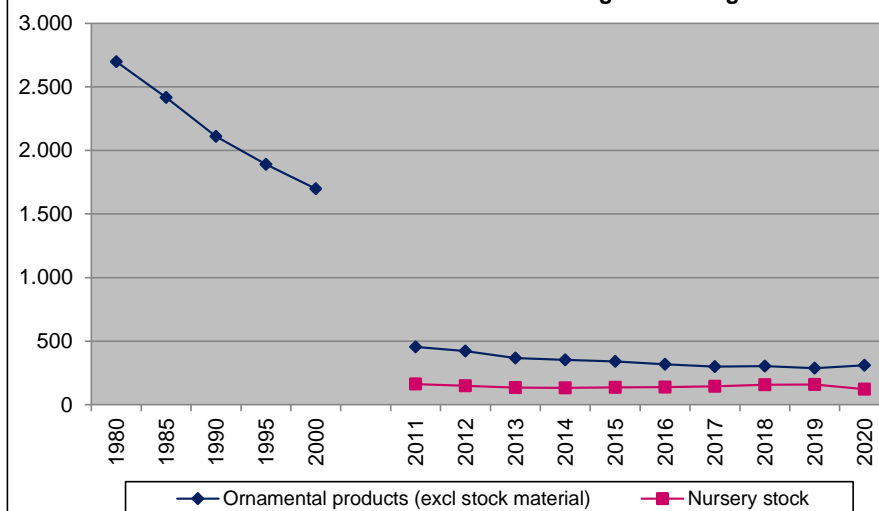
| | 1980 | 1985 | 1990 | 1995 | 2000 | 2011 | 2012 | 2013 | 2014 | 2015 | 2016 | 2017 | 2018 | 2019 | 2020 |
|--|--------------|--------------|--------------|--------------|--------------|------------|------------|------------|------------|------------|------------|------------|------------|------------|------------|
| Open air: | | | | | | | | | | | | | | | |
| Ornamental products | 2.079 | 1.847 | 1.689 | 1.446 | 1.264 | 390 | 449 | 423 | 408 | 396 | 377 | 341 | 349 | 337 | 301 |
| Azaleas | 481 | 441 | 438 | 373 | 266 | 108 | 80 | 82 | 78 | 81 | 79 | 76 | 74 | 70 | 67 |
| Cut flowers | 496 | 390 | 323 | 252 | 153 | 26 | 24 | 26 | 26 | 23 | 28 | 29 | 32 | 33 | 51 |
| Balcony and bedding plants | | | | | 187 | 29 | 25 | 19 | 17 | 22 | 19 | 17 | 19 | 22 | 35 |
| Flower bulbs and tubers | 464 | 367 | 239 | 178 | 122 | 29 | 46 | 31 | 33 | 34 | 28 | 31 | 29 | 28 | 29 |
| Pot plants | | | | | | 227 | 290 | 283 | 278 | 258 | 243 | 203 | 213 | 204 | 137 |
| Nursery stock | 1.302 | 1.191 | 1.140 | 1.104 | 1.053 | 668 | 727 | 738 | 707 | 722 | 745 | 728 | 759 | 760 | 783 |
| Under glass: | | | | | | | | | | | | | | | |
| Ornamental products (excl stock material) | 2.699 | 2.416 | 2.110 | 1.891 | 1.699 | 454 | 421 | 366 | 352 | 341 | 318 | 299 | 304 | 287 | 309 |
| Nursery stock | | | | | | 162 | 148 | 134 | 133 | 137 | 139 | 145 | 156 | 159 | 122 |

Source: Statbel

Number of horticultural nurseries in open air in Belgium



Number of horticultural nurseries under glass in Belgium



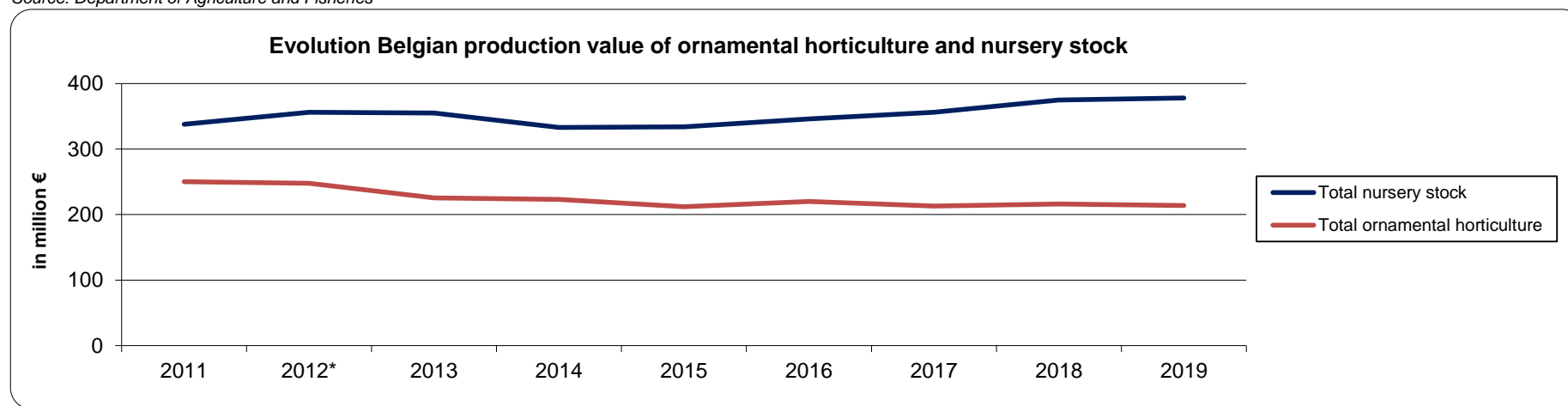
Estimated production value of ornamental horticultural products in Belgium (in million €)

| | 2011 | 2012* | 2013 | 2014 | 2015 | 2016 | 2017 | 2018 | 2019 | 2020** |
|--|------------|------------|------------|------------|------------|------------|------------|------------|------------|-----------|
| Total nursery stock | 338 | 356 | 355 | 333 | 334 | 346 | 356 | 375 | 378 | NB |
| <i>Fruit trees</i> | 22 | 22 | 22 | 22 | 21 | 26 | 24 | 26 | 29 | NB |
| <i>Ornamental trees</i> | 246 | 264 | 270 | 251 | 251 | 256 | 280 | 292 | 287 | NB |
| <i>Forest trees</i> | 41 | 41 | 42 | 40 | 42 | 40 | 37 | 38 | 47 | NB |
| <i>Christmas trees</i> | 29 | 30 | 21 | 20 | 20 | 24 | 15 | 18 | 16 | NB |
| Total ornamental horticulture | 250 | 248 | 226 | 223 | 212 | 220 | 213 | 216 | 214 | NB |
| <i>Flower bulbs and tubers</i> | 7 | 7 | 5 | 3 | 4 | 6 | 8 | 6 | 6 | 7 |
| <i>Cut flowers</i> | 24 | 24 | 28 | 27 | 28 | 31 | 30 | 28 | 28 | 23 |
| <i>Seeds and plant material</i> | 22 | 22 | 21 | 21 | 20 | 21 | 21 | 21 | 21 | NB |
| <i>Ornamental plants</i> | 197 | 195 | 172 | 172 | 160 | 162 | 154 | 160 | 160 | 147 |
| <i>Azaleas</i> | 59 | | | | | | | | | |
| <i>Pot chrysanthemum</i> | 15 | | | | | | | | | |
| <i>Balcony and bedding plants</i> | 35 | | | | | | | | | |
| <i>Other (incl. indoor plants)</i> | 88 | | | | | | | | | |
| TOTAL Nursery stock and Ornamental horticulture | 587 | 604 | 580 | 557 | 546 | 566 | 569 | 590 | 592 | NB |

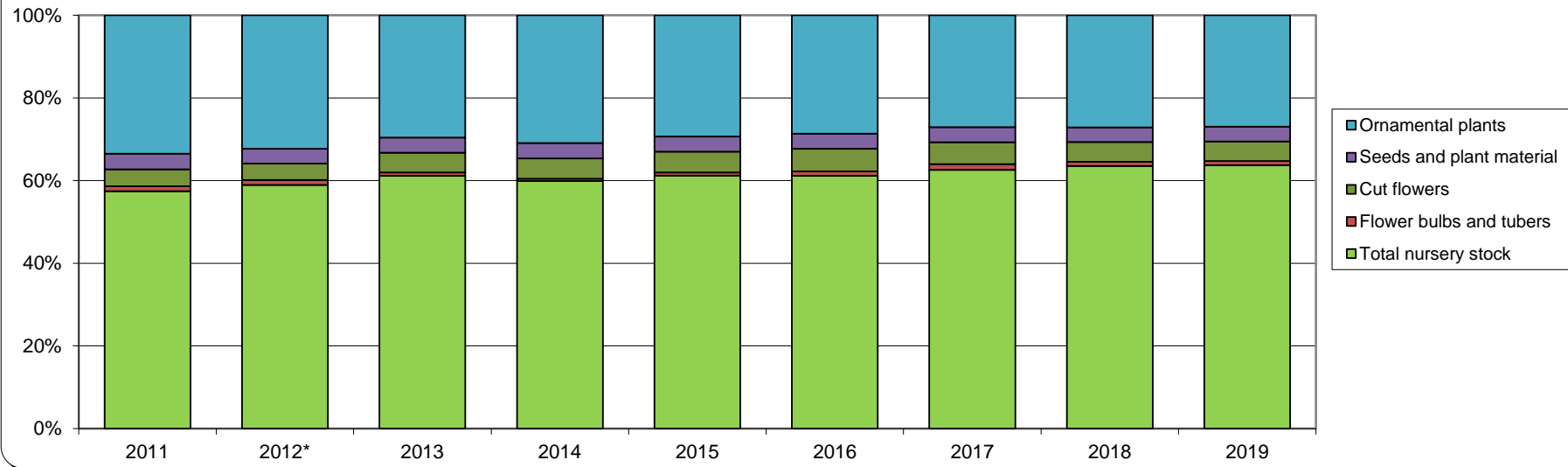
* from 2012 less detailed information available, only the sum 'ornamental plants' is represented

** from 2020 new method for nursery stock

Source: Department of Agriculture and Fisheries



Share of the products in the Belgian production value of ornamental horticultural products and nursery stock



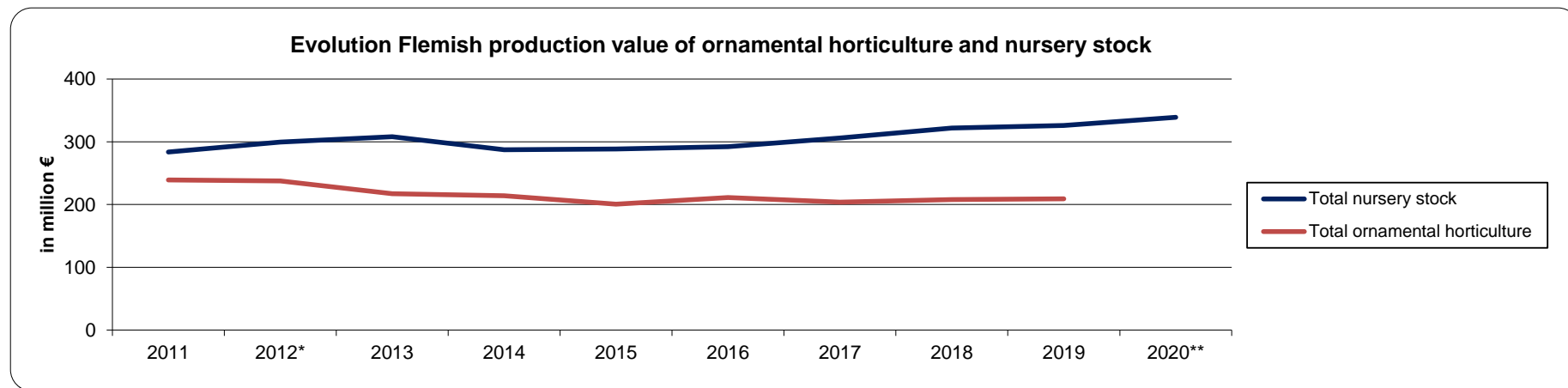
Estimated production value of ornamental horticultural products in Flanders (in million €)

| | 2011 | 2012* | 2013 | 2014 | 2015 | 2016 | 2017 | 2018 | 2019 | 2020** |
|--|------------|------------|------------|------------|------------|------------|------------|------------|------------|------------|
| Total nursery stock | 284 | 299 | 308 | 287 | 288 | 292 | 306 | 322 | 326 | 339 |
| <i>Fruit trees</i> | 14 | 14 | 12 | 13 | 11 | 9 | 7 | 10 | 10 | 21 |
| <i>Ornamental trees</i> | 233 | 251 | 261 | 241 | 242 | 248 | 268 | 280 | 277 | 263 |
| <i>Forest trees</i> | 33 | 32 | 32 | 32 | 34 | 32 | 29 | 31 | 37 | 51 |
| <i>Christmas trees</i> | 3 | 3 | 2 | 2 | 2 | 2 | 2 | 2 | 2 | 4 |
| Total ornamental horticulture | 239 | 238 | 217 | 214 | 201 | 211 | 204 | 208 | 209 | NB |
| <i>Flower bulbs and tubers</i> | 6 | 7 | 5 | 3 | 4 | 6 | 7 | 5 | 6 | 7 |
| <i>Cut flowers</i> | 23 | 23 | 28 | 24 | 24 | 27 | 25 | 25 | 26 | 20 |
| <i>Seeds and plant material</i> | 22 | 20 | 19 | 20 | 17 | 20 | 21 | 21 | 21 | NB |
| <i>Ornamental plants</i> | 188 | 188 | 166 | 167 | 155 | 158 | 151 | 157 | 157 | 145 |
| <i>Azaleas</i> | 59 | | | | | | | | | |
| <i>Pot chrysanthemum</i> | 14 | | | | | | | | | |
| <i>Balcony and bedding plants</i> | 32 | | | | | | | | | |
| <i>Other (incl. indoor plants)</i> | 84 | | | | | | | | | |
| TOTAL Nursery stock and Ornamental horticulture | 523 | 536 | 525 | 502 | 489 | 503 | 510 | 530 | 535 | NB |

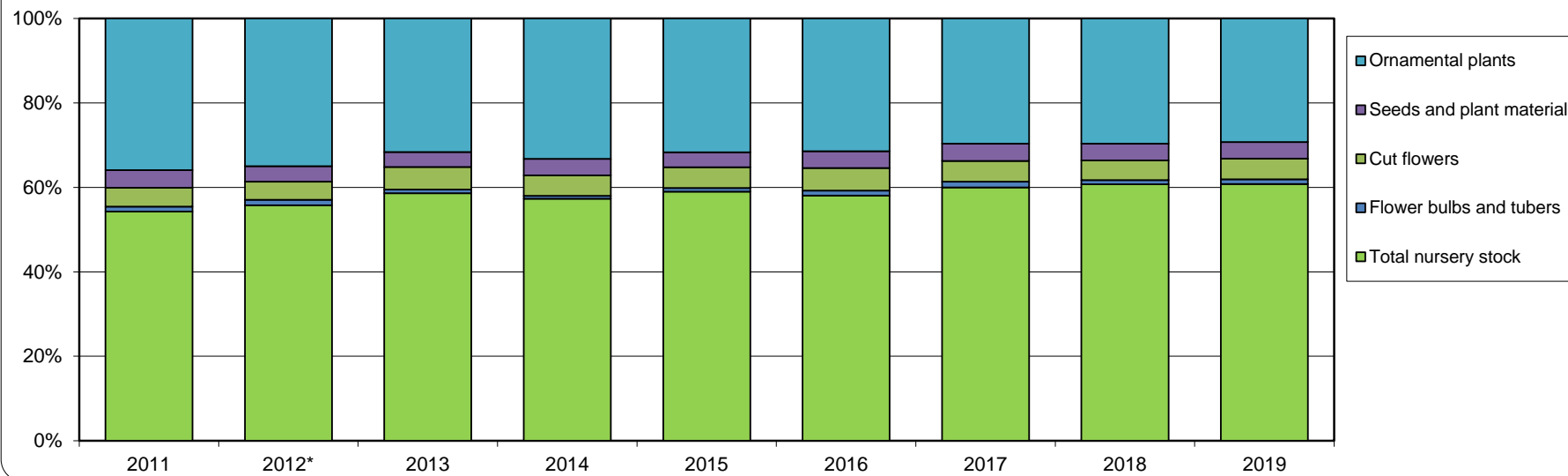
Notice: from 2012 less detailed information available, only the sum 'ornamental plants' is represented

** from 2020 new method for nursery stock

Source: Department of Agriculture and Fisheries



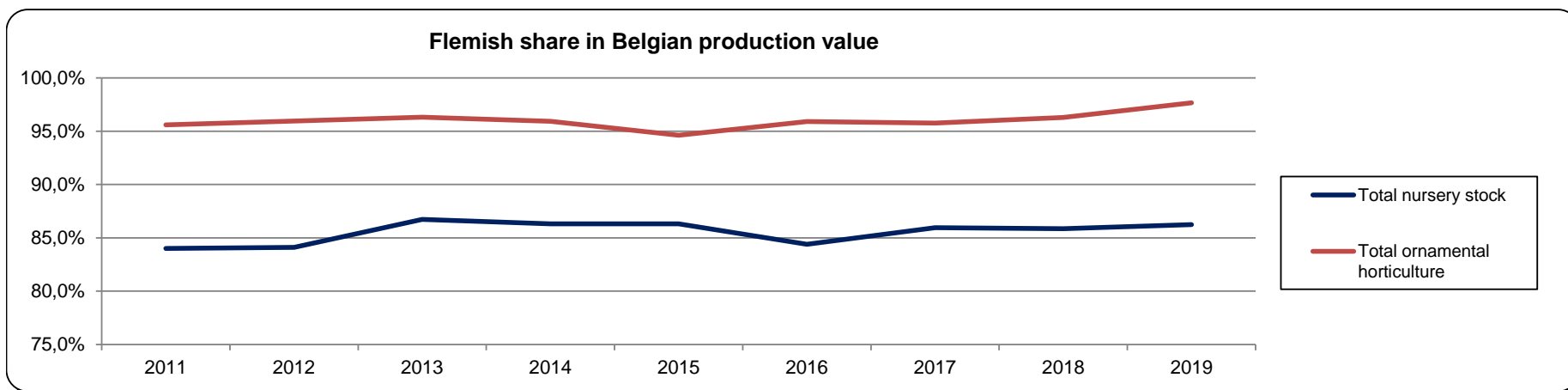
Share of the products in the Flemish production value of ornamental horticultural products and nursery stock



Flemish share in Belgian production value of ornamental horticultural products

| | 2011 | 2012 | 2013 | 2014 | 2015 | 2016 | 2017 | 2018 | 2019 |
|--|--------------|--------------|--------------|--------------|--------------|--------------|--------------|--------------|--------------|
| Total nursery stock | 84,0% | 84,1% | 86,7% | 86,3% | 86,3% | 84,4% | 86,0% | 85,9% | 86,2% |
| <i>Fruit trees</i> | 66,4% | 66,5% | 55,4% | 56,3% | 51,4% | 34,6% | 29,2% | 38,5% | 34,5% |
| <i>Ornamental trees</i> | 95,0% | 94,9% | 96,7% | 96,3% | 96,5% | 96,9% | 95,7% | 95,9% | 96,5% |
| <i>Forest trees</i> | 80,5% | 77,8% | 78,1% | 78,2% | 79,2% | 80,0% | 78,4% | 81,6% | 78,7% |
| <i>Christmas trees</i> | 9,9% | 10,0% | 9,9% | 10,2% | 10,2% | 8,3% | 13,3% | 11,1% | 12,5% |
| Total ornamental horticulture | 95,6% | 96,0% | 96,3% | 95,9% | 94,6% | 95,9% | 95,8% | 96,3% | 97,7% |
| <i>Flower bulbs and tubers</i> | 90,0% | 100,0% | 100,0% | 100,0% | 100,0% | 100,0% | 87,5% | 83,3% | 100,0% |
| <i>Cut flowers</i> | 97,1% | 95,8% | 100,0% | 90,4% | 87,3% | 87,1% | 83,3% | 89,3% | 92,9% |
| <i>Seeds and plant material</i> | 97,8% | 91,2% | 87,7% | 94,7% | 86,6% | 95,2% | 100,0% | 100,0% | 100,0% |
| <i>Ornamental plants</i> | 95,3% | 96,3% | 96,7% | 96,9% | 96,8% | 97,5% | 98,1% | 98,1% | 98,1% |
| <i>Azaleas</i> | 100,0% | | | | | | | | |
| <i>Pot chrysanthemum</i> | 93,3% | | | | | | | | |
| <i>Balcony and bedding plants</i> | 91,4% | | | | | | | | |
| <i>Other (incl. indoor plants)</i> | 95,5% | | | | | | | | |
| TOTAL Nursery stock and Ornamental horticulture | 89,1% | 88,7% | 90,5% | 90,1% | 89,6% | 88,9% | 89,6% | 89,8% | 90,4% |

Source: Calculations VLAM based on data from Department of Agriculture and Fisheries





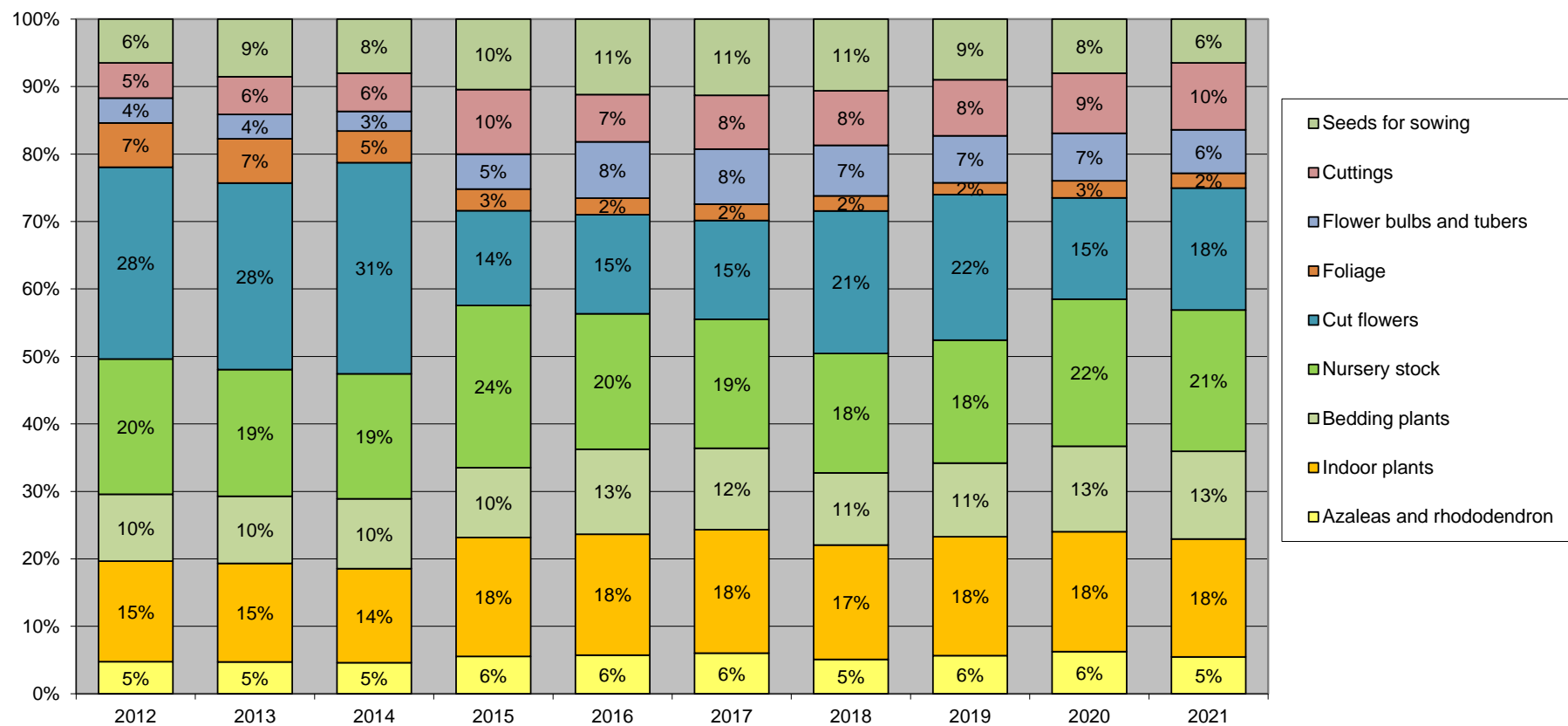
Belgian export of ornamental horticultural products

Belgian export of ornamental horticultural products (in 1.000 euro)

| | 2012 | 2013 | 2014 | 2015 | 2016 | 2017 | 2018 | 2019 | 2020 | 2021 |
|---------------------------------|----------------|----------------|----------------|----------------|----------------|----------------|----------------|----------------|----------------|----------------|
| Azaleas and rhododendron | 32.468 | 32.083 | 31.333 | 29.957 | 31.601 | 32.751 | 30.689 | 35.179 | 36.121 | 38.284 |
| Indoor plants | 101.402 | 99.033 | 94.910 | 95.163 | 99.156 | 99.225 | 102.587 | 110.004 | 103.158 | 122.983 |
| Bedding plants | 67.533 | 67.656 | 70.422 | 55.954 | 69.637 | 65.680 | 64.804 | 68.086 | 73.319 | 91.333 |
| Nursery stock | 136.317 | 127.472 | 126.013 | 129.883 | 110.955 | 103.684 | 107.019 | 113.610 | 126.236 | 147.190 |
| - Forest trees | 29.095 | 23.614 | 24.397 | 22.769 | 15.134 | 14.148 | 14.661 | 15.962 | 16.012 | 15.878 |
| - Fruit trees | 11.623 | 15.755 | 16.398 | 26.226 | 26.672 | 28.081 | 29.472 | 28.531 | 34.323 | 35.476 |
| - Roses | 5.438 | 4.080 | 3.409 | 3.346 | 3.364 | 2.983 | 2.891 | 3.570 | 3.349 | 3.949 |
| - Christmas trees | 23.796 | 17.008 | 15.322 | 15.093 | 19.064 | 12.162 | 14.107 | 12.502 | 14.360 | 13.782 |
| - Other | 66.365 | 67.015 | 66.488 | 62.449 | 46.723 | 46.310 | 45.888 | 53.045 | 58.192 | 78.105 |
| Cut flowers | 193.580 | 187.580 | 212.923 | 75.718 | 81.185 | 79.539 | 127.690 | 134.705 | 87.145 | 126.959 |
| - Carnations | 3.503 | 3.539 | 3.901 | 2.802 | 3.148 | 1.046 | 1.019 | 907 | 783 | 652 |
| - Roses | 123.112 | 119.818 | 149.583 | 14.245 | 17.259 | 16.819 | 64.937 | 71.222 | 35.888 | 69.319 |
| - Other | 66.965 | 64.223 | 59.439 | 58.671 | 60.779 | 61.674 | 61.734 | 62.576 | 50.475 | 56.988 |
| Foliage | 44.554 | 44.705 | 31.970 | 17.452 | 13.465 | 13.182 | 13.673 | 10.903 | 14.612 | 15.263 |
| Flower bulbs and tubers | 25.248 | 24.522 | 19.861 | 27.927 | 46.129 | 44.379 | 45.206 | 43.590 | 40.778 | 45.300 |
| Cuttings | 35.407 | 37.856 | 38.444 | 51.643 | 38.815 | 43.179 | 48.966 | 51.844 | 51.761 | 69.782 |
| Seeds for sowing | 44.163 | 57.941 | 54.562 | 56.400 | 61.770 | 61.396 | 64.195 | 55.932 | 46.351 | 45.520 |
| TOTAL | 680.671 | 678.849 | 680.440 | 540.098 | 552.714 | 543.015 | 604.828 | 623.854 | 579.482 | 702.616 |

Source: Eurostat + calculations VLAM

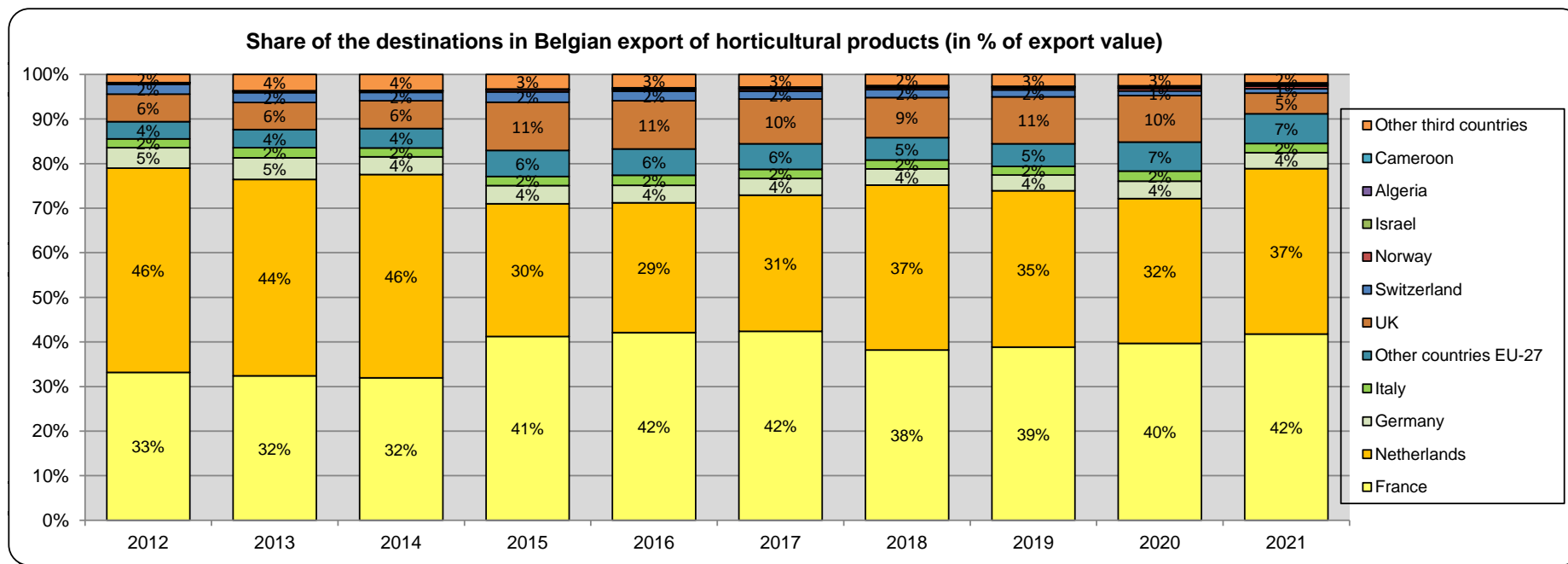
**Share of the products in the Belgian export of ornamental horticultural products
(in % of the export value)**



Belgian export of ornamental horticultural products (in 1.000 euro) per country of destination

| | 2012 | 2013 | 2014 | 2015 | 2016 | 2017 | 2018 | 2019 | 2020 | 2021 |
|-----------------------|----------------|----------------|----------------|----------------|----------------|----------------|----------------|----------------|----------------|----------------|
| France | 225.700 | 219.853 | 217.347 | 222.552 | 232.771 | 230.267 | 231.029 | 242.347 | 230.048 | 293.524 |
| Netherlands | 311.984 | 299.270 | 310.328 | 160.816 | 160.688 | 165.748 | 223.709 | 218.696 | 187.929 | 260.797 |
| Germany | 31.085 | 32.658 | 27.136 | 22.200 | 21.717 | 20.341 | 21.857 | 22.145 | 22.654 | 25.106 |
| Italy | 13.693 | 15.449 | 13.550 | 11.000 | 12.657 | 11.097 | 11.999 | 12.142 | 13.193 | 14.236 |
| Other countries EU-27 | 26.211 | 27.862 | 29.439 | 31.437 | 32.434 | 31.024 | 30.385 | 31.472 | 37.698 | 46.895 |
| Total EU-27 | 608.672 | 595.092 | 597.800 | 448.005 | 460.268 | 458.476 | 518.979 | 526.802 | 491.522 | 640.558 |
| UK | 41.904 | 40.934 | 42.280 | 58.294 | 59.873 | 54.412 | 54.606 | 65.729 | 60.523 | 32.496 |
| Switzerland | 15.199 | 14.940 | 12.782 | 12.687 | 11.860 | 9.676 | 10.425 | 9.490 | 5.891 | 7.193 |
| Norway | 2.057 | 2.084 | 2.053 | 2.410 | 2.198 | 2.457 | 2.408 | 2.680 | 3.300 | 4.124 |
| Israel | 96 | 885 | 1.071 | 695 | 1.100 | 1.006 | 1.777 | 866 | 1.316 | 2.034 |
| Algeria | 202 | 163 | 172 | 135 | 234 | 539 | 606 | 1.064 | 893 | 1.559 |
| Cameroon | 9 | 2 | 2 | 170 | 804 | 1.084 | 1.019 | 683 | 1.275 | 1.385 |
| Other third countries | 12.532 | 24.750 | 24.281 | 17.701 | 16.376 | 15.364 | 15.007 | 16.539 | 14.763 | 13.267 |
| Total | 680.671 | 678.849 | 680.440 | 540.098 | 552.714 | 543.015 | 604.828 | 623.854 | 579.482 | 702.616 |

Source: Eurostat + calculations VLAM

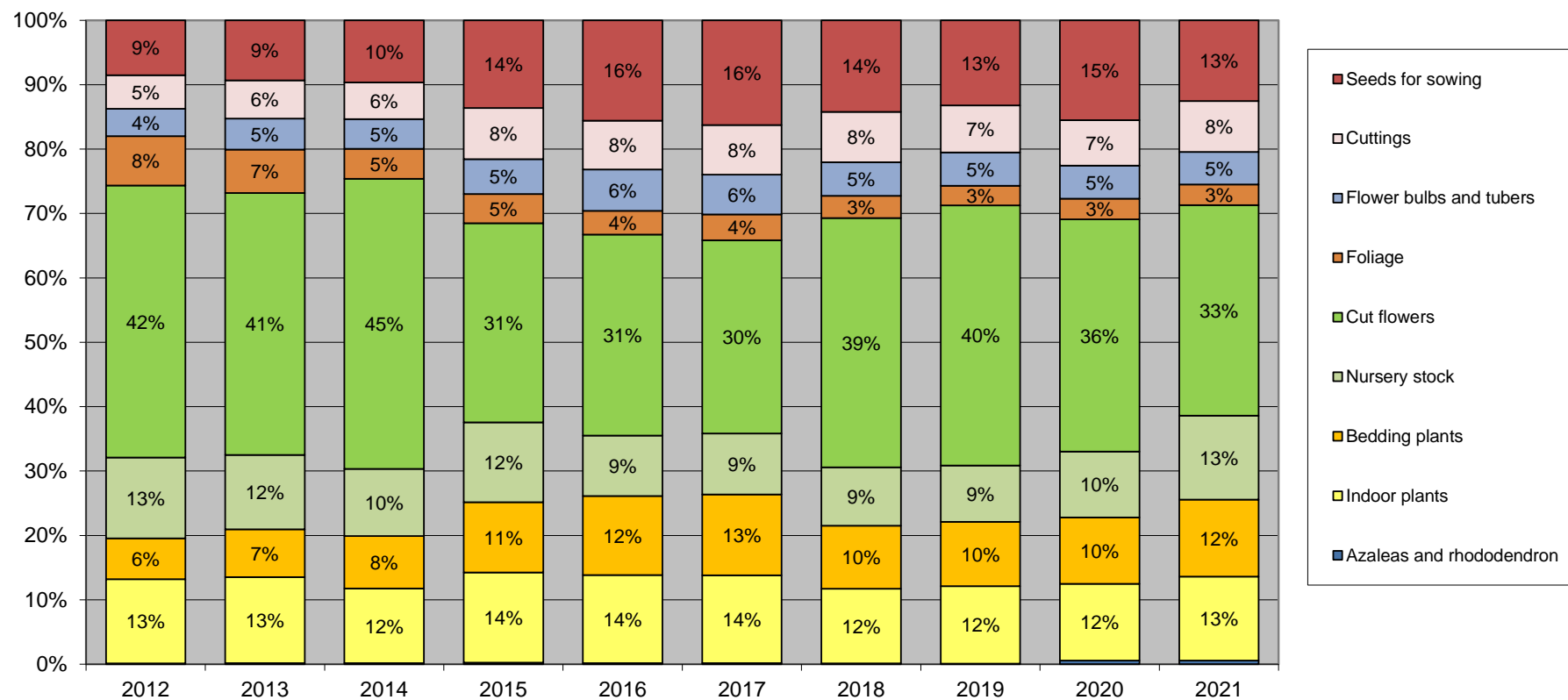


Belgian import of ornamental horticultural products (in 1.000 euro)

| | 2012 | 2013 | 2014 | 2015 | 2016 | 2017 | 2018 | 2019 | 2020 | 2021 |
|---------------------------------|----------------|----------------|----------------|----------------|----------------|----------------|----------------|----------------|----------------|----------------|
| Azaleas and rhododendron | 709 | 847 | 867 | 1.015 | 765 | 753 | 633 | 497 | 2.964 | 3.448 |
| Indoor plants | 69.716 | 71.463 | 63.179 | 54.519 | 60.525 | 59.147 | 54.379 | 63.394 | 63.317 | 79.435 |
| Bedding plants | 33.832 | 39.740 | 44.321 | 42.522 | 54.405 | 54.499 | 46.109 | 52.658 | 54.799 | 72.948 |
| Nursery stock | 67.159 | 61.922 | 56.924 | 48.336 | 41.649 | 41.055 | 42.529 | 46.056 | 54.211 | 79.594 |
| - Forest trees | 11.650 | 11.585 | 12.111 | 10.132 | 6.839 | 5.041 | 5.956 | 6.436 | 10.223 | 11.883 |
| - Fruit trees | 4.257 | 4.398 | 5.870 | 8.456 | 10.066 | 12.373 | 13.254 | 11.592 | 14.471 | 19.842 |
| - Roses | 2.313 | 2.525 | 3.082 | 2.499 | 2.665 | 2.582 | 2.058 | 2.624 | 2.415 | 3.251 |
| - Christmas trees | 10.038 | 10.262 | 3.876 | 5.674 | 5.191 | 2.983 | 2.087 | 2.427 | 2.442 | 2.515 |
| - Other | 38.901 | 33.151 | 31.986 | 21.576 | 16.888 | 18.074 | 19.174 | 22.977 | 24.661 | 42.104 |
| Cut flowers | 225.349 | 217.750 | 245.449 | 120.711 | 138.145 | 130.175 | 182.033 | 212.857 | 191.643 | 199.507 |
| - Carnations | 4.415 | 4.363 | 4.710 | 3.541 | 4.722 | 2.153 | 2.813 | 2.049 | 2.067 | 2.244 |
| - Roses | 113.021 | 110.912 | 141.673 | 28.115 | 37.689 | 35.927 | 82.899 | 106.846 | 90.516 | 75.617 |
| - Other | 107.913 | 102.475 | 99.066 | 89.056 | 95.734 | 92.094 | 96.321 | 103.962 | 99.060 | 121.645 |
| Foliage | 40.906 | 36.123 | 25.371 | 17.717 | 16.494 | 17.508 | 16.186 | 15.980 | 17.028 | 19.741 |
| Flower bulbs and tubers | 22.798 | 25.720 | 25.255 | 21.019 | 28.337 | 26.842 | 24.411 | 27.323 | 27.197 | 30.724 |
| Cuttings | 27.827 | 31.974 | 30.937 | 30.997 | 33.552 | 33.309 | 36.879 | 38.481 | 37.624 | 48.267 |
| Seeds for sowing | 45.436 | 49.797 | 52.562 | 53.144 | 69.060 | 70.606 | 66.735 | 69.657 | 82.286 | 76.396 |
| TOTAL | 533.732 | 535.336 | 544.866 | 389.981 | 442.933 | 433.894 | 469.895 | 526.902 | 531.068 | 610.060 |

Source: Eurostat + calculations VLAM

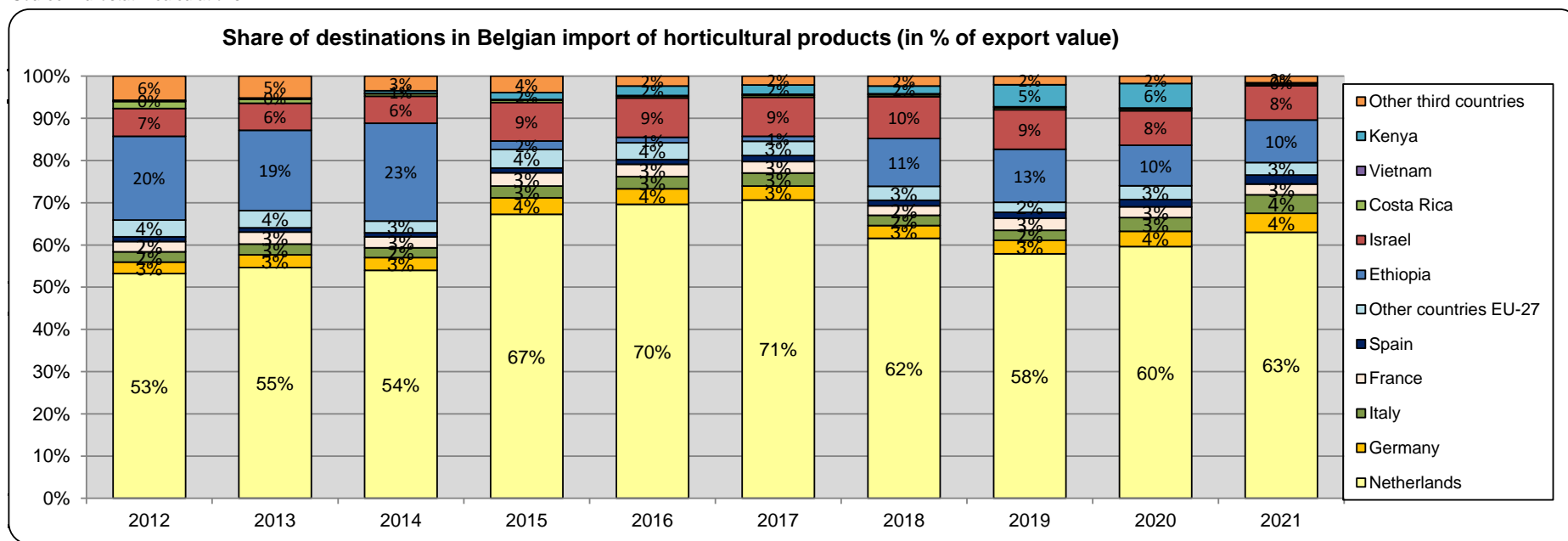
**Share of the products in the Belgian import of ornamental horticultural products
(in % of the export value)**



Belgian import of ornamental horticultural products (in 1.000 euro) per country of destination

| | 2012 | 2013 | 2014 | 2015 | 2016 | 2017 | 2018 | 2019 | 2020 | 2021 |
|-----------------------|----------------|----------------|----------------|----------------|----------------|----------------|----------------|----------------|----------------|----------------|
| Netherlands | 284.044 | 292.539 | 294.305 | 262.205 | 308.452 | 306.608 | 289.238 | 304.970 | 316.669 | 384.221 |
| Germany | 14.432 | 16.140 | 16.411 | 15.401 | 16.300 | 14.154 | 14.201 | 16.813 | 19.123 | 27.381 |
| Italy | 13.140 | 13.565 | 12.461 | 10.863 | 12.878 | 13.531 | 11.423 | 12.486 | 17.246 | 26.747 |
| France | 13.040 | 15.350 | 14.161 | 12.075 | 12.790 | 11.765 | 10.712 | 15.156 | 13.458 | 15.561 |
| Spain | 5.778 | 5.373 | 5.287 | 4.494 | 5.001 | 6.063 | 6.156 | 7.471 | 9.403 | 13.160 |
| Other countries EU-27 | 21.417 | 21.923 | 15.045 | 17.201 | 17.477 | 14.827 | 15.371 | 12.487 | 17.228 | 18.243 |
| Total EU-27 | 351.851 | 364.889 | 357.669 | 322.240 | 372.898 | 366.948 | 347.102 | 369.383 | 393.126 | 485.313 |
| Ethiopia | 105.721 | 101.618 | 126.223 | 7.715 | 5.761 | 5.010 | 53.239 | 66.042 | 50.838 | 61.155 |
| Israel | 35.253 | 34.459 | 34.790 | 35.651 | 41.195 | 40.093 | 46.576 | 49.368 | 43.638 | 49.590 |
| Costa Rica | 8.786 | 5.102 | 3.248 | 1.984 | 1.997 | 2.114 | 2.096 | 2.479 | 2.147 | 2.613 |
| Vietnam | 606 | 588 | 641 | 652 | 789 | 984 | 1.151 | 1.286 | 1.323 | 1.712 |
| Kenya | 1.045 | 948 | 3.414 | 6.498 | 9.829 | 9.696 | 8.830 | 27.573 | 30.787 | 109 |
| Other third countries | 30.470 | 27.731 | 18.882 | 15.241 | 10.464 | 9.049 | 10.901 | 10.772 | 9.209 | 9.568 |
| Total | 533.732 | 535.336 | 544.866 | 389.981 | 442.933 | 433.894 | 469.895 | 526.902 | 531.068 | 610.060 |

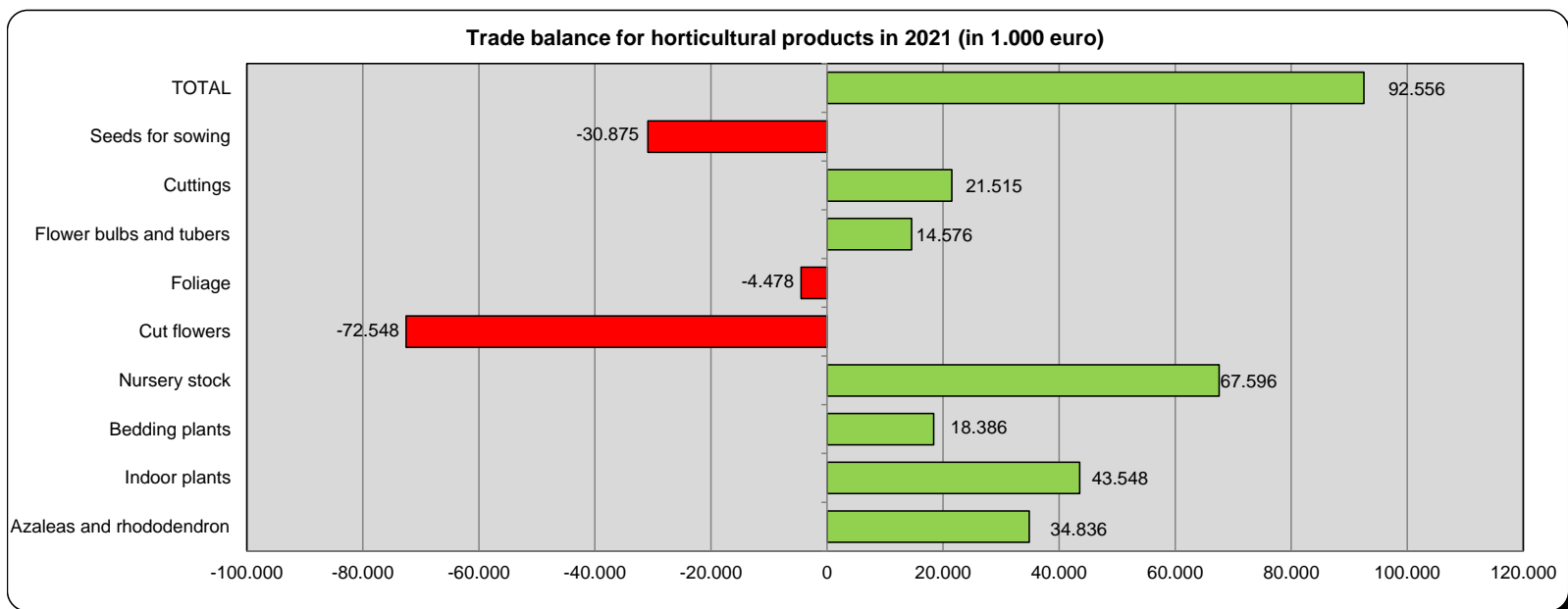
Source: Eurostat + calculations VLAM



Belgian trade balance for horticultural products (in 1.000 euro)

| | 2012 | 2013 | 2014 | 2015 | 2016 | 2017 | 2018 | 2019 | 2020 | 2021 |
|---------------------------------|----------------|----------------|----------------|----------------|----------------|----------------|----------------|----------------|-----------------|----------------|
| Azaleas and rhododendron | 31.759 | 31.236 | 30.466 | 28.941 | 30.836 | 31.998 | 30.056 | 34.682 | 33.157 | 34.836 |
| Indoor plants | 31.686 | 27.571 | 31.731 | 40.643 | 38.631 | 40.078 | 48.207 | 46.610 | 39.841 | 43.548 |
| Bedding plants | 33.701 | 27.916 | 26.101 | 13.432 | 15.232 | 11.181 | 18.695 | 15.429 | 18.520 | 18.386 |
| Nursery stock | 69.157 | 65.549 | 69.089 | 81.547 | 69.306 | 62.630 | 64.490 | 67.554 | 72.026 | 67.596 |
| - Forest trees | 17.445 | 12.029 | 12.286 | 12.636 | 8.295 | 9.107 | 8.706 | 9.526 | 5.790 | 3.995 |
| - Fruit trees | 7.366 | 11.356 | 10.528 | 17.770 | 16.606 | 15.708 | 16.218 | 16.939 | 19.853 | 15.634 |
| - Roses | 3.126 | 1.555 | 327 | 847 | 699 | 401 | 832 | 946 | 934 | 698 |
| - Christmas trees | 13.758 | 6.746 | 11.446 | 9.420 | 13.872 | 9.179 | 12.020 | 10.075 | 11.918 | 11.267 |
| - Other | 27.464 | 33.864 | 34.502 | 40.874 | 29.834 | 28.235 | 26.714 | 30.068 | 33.531 | 36.001 |
| Cut flowers | -31.769 | -30.170 | -32.526 | -44.993 | -56.959 | -50.636 | -54.343 | -78.152 | -104.498 | -72.548 |
| - Carnations | -912 | -824 | -809 | -739 | -1.574 | -1.108 | -1.794 | -1.142 | -1.284 | -1.593 |
| - Roses | 10.091 | 8.905 | 7.909 | -13.869 | -20.430 | -19.108 | -17.962 | -35.624 | -54.628 | -6.298 |
| - Other | -40.948 | -38.252 | -39.627 | -30.384 | -34.955 | -30.421 | -34.588 | -41.386 | -48.585 | -64.657 |
| Foliage | 3.648 | 8.582 | 6.599 | -265 | -3.029 | -4.326 | -2.513 | -5.076 | -2.415 | -4.478 |
| Flower bulbs and tubers | 2.450 | -1.198 | -5.394 | 6.908 | 17.792 | 17.537 | 20.795 | 16.266 | 13.581 | 14.576 |
| Cuttings | 7.580 | 5.882 | 7.507 | 20.647 | 5.262 | 9.870 | 12.087 | 13.363 | 14.137 | 21.515 |
| Seeds for sowing | -1.274 | 8.144 | 2.000 | 3.256 | -7.289 | -9.210 | -2.541 | -13.725 | -35.935 | -30.875 |
| TOTAL | 146.939 | 143.513 | 135.574 | 150.117 | 109.781 | 109.122 | 134.933 | 96.951 | 48.415 | 92.556 |

Source: Eurostat + calculations VLAM

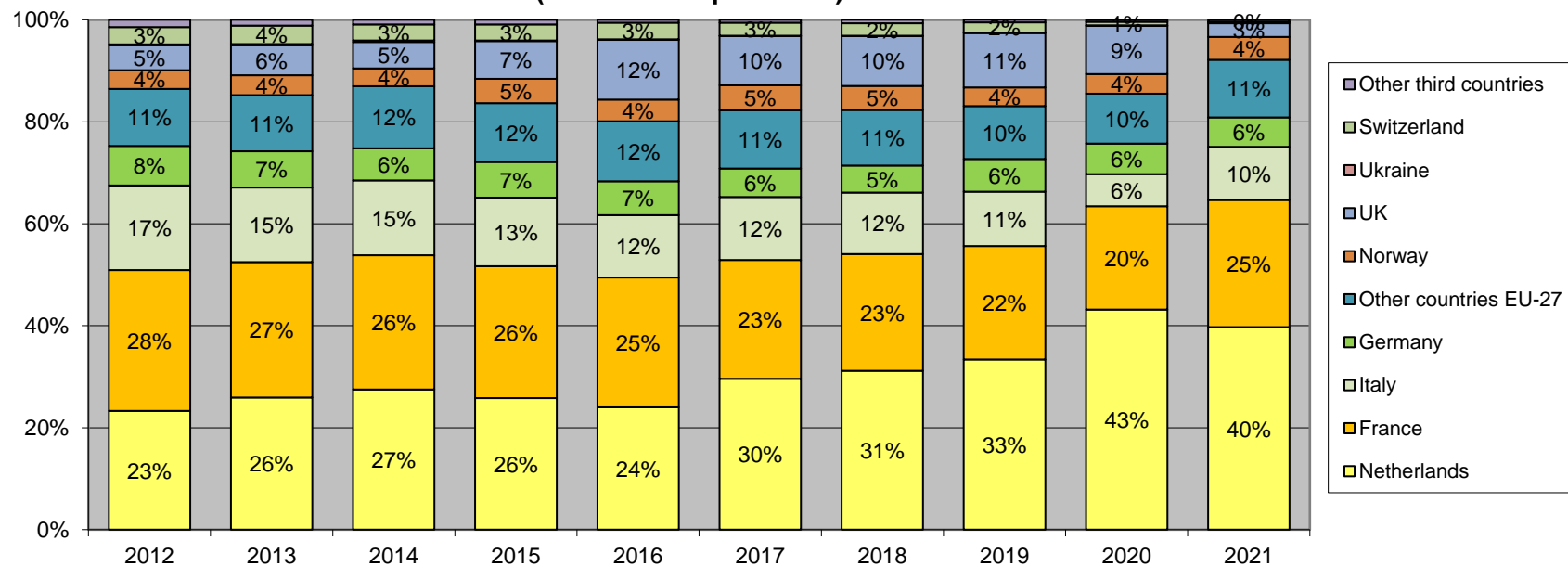


Belgian export of azaleas and rhododendron (in 1.000 euro)

| | 2012 | 2013 | 2014 | 2015 | 2016 | 2017 | 2018 | 2019 | 2020 | 2021 |
|-----------------------|---------------|---------------|---------------|---------------|---------------|---------------|---------------|---------------|---------------|---------------|
| Netherlands | 7.569 | 8.321 | 8.615 | 7.736 | 7.589 | 9.692 | 9.554 | 11.731 | 15.583 | 15.208 |
| France | 8.968 | 8.519 | 8.255 | 7.742 | 8.048 | 7.633 | 7.044 | 7.849 | 7.330 | 9.555 |
| Italy | 5.377 | 4.696 | 4.589 | 4.030 | 3.860 | 4.044 | 3.693 | 3.750 | 2.274 | 3.993 |
| Germany | 2.522 | 2.275 | 1.973 | 2.092 | 2.098 | 1.835 | 1.619 | 2.249 | 2.157 | 2.205 |
| Other countries EU-27 | 3.637 | 3.525 | 3.815 | 3.451 | 3.720 | 3.742 | 3.354 | 3.637 | 3.539 | 4.324 |
| Total EU-27 | 28.073 | 27.336 | 27.248 | 25.052 | 25.315 | 26.946 | 25.264 | 29.216 | 30.883 | 35.284 |
| Norway | 1.187 | 1.259 | 1.100 | 1.441 | 1.335 | 1.599 | 1.452 | 1.298 | 1.394 | 1.710 |
| UK | 1.584 | 1.888 | 1.630 | 2.217 | 3.711 | 3.158 | 3.002 | 3.753 | 3.409 | 1.038 |
| Ukraine | 58 | 81 | 77 | 33 | 28 | 31 | 12 | 33 | 46 | 90 |
| Switzerland | 1.096 | 1.151 | 1.000 | 950 | 1.034 | 829 | 760 | 705 | 260 | 24 |
| Other third countries | 470 | 367 | 277 | 264 | 178 | 189 | 199 | 175 | 129 | 138 |
| Total | 32.468 | 32.083 | 31.333 | 29.957 | 31.601 | 32.751 | 30.689 | 35.179 | 36.121 | 38.284 |

Source: Eurostat + calculations VLAM

Share of export destinations in the Belgian export of azalea and rhododendron
(in % of the export value)

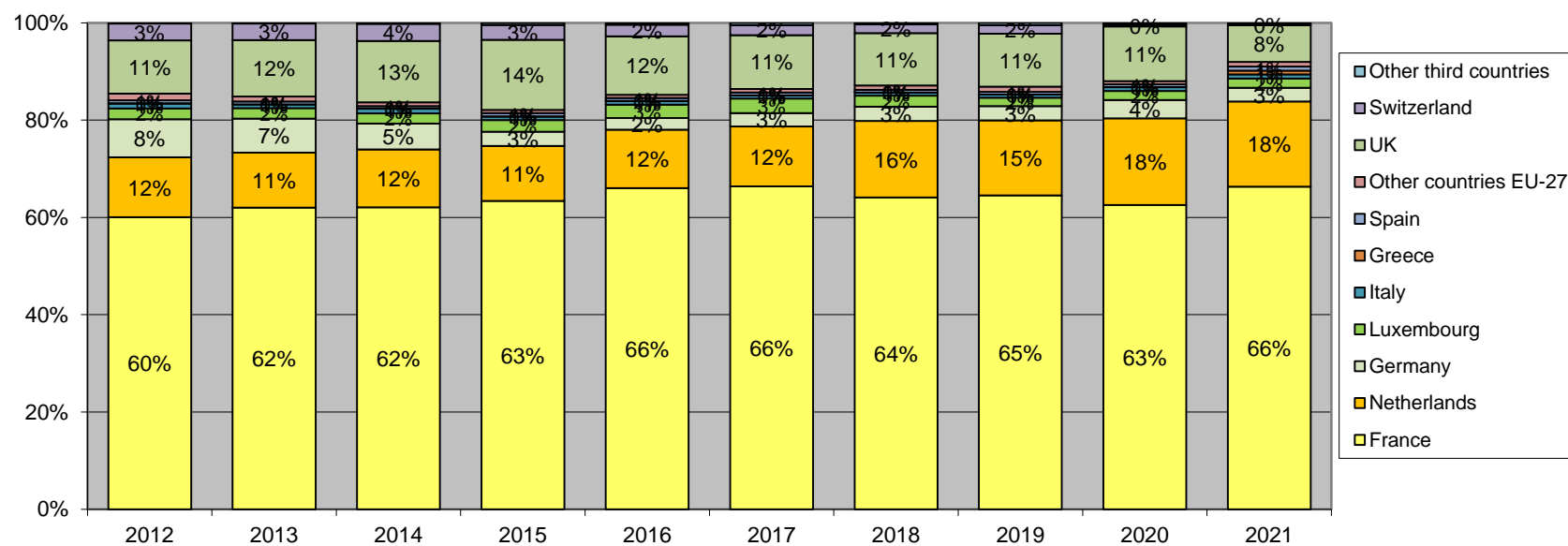


Belgian export of indoor plants (in 1.000 euro)

| | 2012 | 2013 | 2014 | 2015 | 2016 | 2017 | 2018 | 2019 | 2020 | 2021 |
|-----------------------|----------------|---------------|---------------|---------------|---------------|---------------|----------------|----------------|----------------|----------------|
| France | 60.899 | 61.403 | 58.951 | 60.320 | 65.472 | 65.868 | 65.769 | 71.022 | 64.519 | 81.586 |
| Netherlands | 12.469 | 11.198 | 11.283 | 10.774 | 11.893 | 12.226 | 16.112 | 16.915 | 18.396 | 21.553 |
| Germany | 7.965 | 6.926 | 5.040 | 2.756 | 2.390 | 2.740 | 3.028 | 3.240 | 3.909 | 3.440 |
| Luxembourg | 2.207 | 2.124 | 1.989 | 2.311 | 2.724 | 2.935 | 2.363 | 1.887 | 1.923 | 2.328 |
| Italy | 1.038 | 768 | 909 | 701 | 743 | 683 | 653 | 725 | 773 | 1.018 |
| Greece | 98 | 45 | 35 | 9 | 28 | 6 | 22 | 17 | 45 | 1.003 |
| Spain | 608 | 568 | 486 | 620 | 580 | 604 | 550 | 622 | 541 | 1.000 |
| Other countries EU-27 | 1.369 | 986 | 701 | 643 | 678 | 705 | 887 | 1.153 | 702 | 1.168 |
| Total EU-27 | 86.652 | 84.017 | 79.394 | 78.135 | 84.510 | 85.767 | 89.384 | 95.581 | 90.808 | 113.096 |
| UK | 11.080 | 11.500 | 11.983 | 13.712 | 11.911 | 10.973 | 11.038 | 12.008 | 11.578 | 9.290 |
| Switzerland | 3.510 | 3.384 | 3.379 | 2.903 | 2.368 | 2.012 | 1.836 | 1.892 | 384 | 219 |
| Other third countries | 160 | 132 | 155 | 412 | 368 | 474 | 328 | 522 | 388 | 379 |
| Total | 101.402 | 99.033 | 94.910 | 95.163 | 99.156 | 99.225 | 102.587 | 110.004 | 103.158 | 122.983 |

Source: Eurostat + calculations VLAM

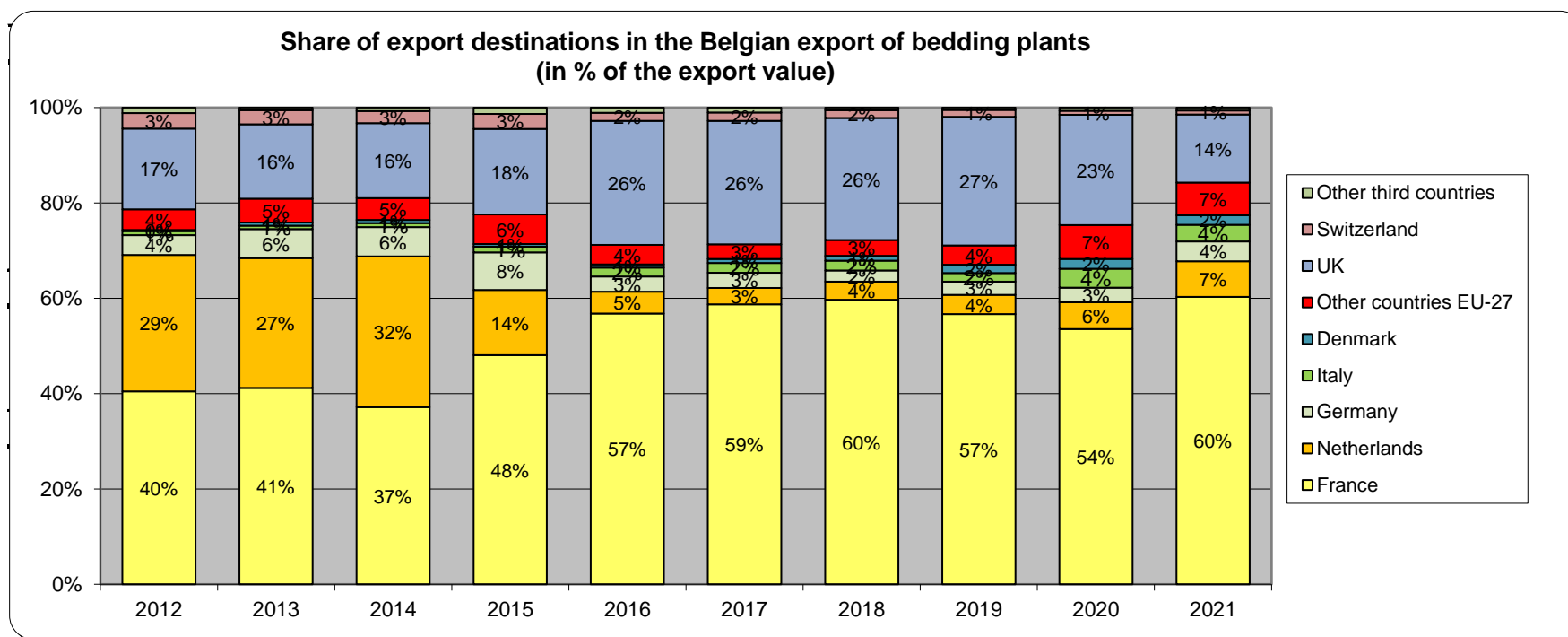
Share of the export destinations in the Belgian export of indoor plants (in % of the export value)



Belgian export of bedding plants (in 1.000 euro)

| | 2012 | 2013 | 2014 | 2015 | 2016 | 2017 | 2018 | 2019 | 2020 | 2021 |
|-----------------------|---------------|---------------|---------------|---------------|---------------|---------------|---------------|---------------|---------------|---------------|
| France | 27.338 | 27.854 | 26.183 | 26.884 | 39.563 | 38.554 | 38.672 | 38.578 | 39.237 | 55.062 |
| Netherlands | 19.322 | 18.453 | 22.251 | 7.642 | 3.186 | 2.291 | 2.472 | 2.772 | 4.138 | 6.833 |
| Germany | 2.806 | 4.105 | 4.345 | 4.444 | 2.232 | 2.091 | 1.508 | 1.856 | 2.242 | 3.769 |
| Italy | 549 | 501 | 588 | 677 | 1.297 | 1.333 | 1.322 | 1.250 | 2.922 | 3.236 |
| Denmark | 196 | 420 | 475 | 305 | 450 | 549 | 664 | 1.170 | 1.504 | 1.768 |
| Other countries EU-27 | 2.925 | 3.394 | 3.198 | 3.441 | 2.856 | 2.013 | 2.167 | 2.754 | 5.198 | 6.277 |
| Total EU-27 | 53.134 | 54.725 | 57.040 | 43.394 | 49.584 | 46.830 | 46.804 | 48.379 | 55.241 | 76.943 |
| UK | 11.409 | 10.580 | 11.089 | 10.045 | 18.116 | 17.018 | 16.569 | 18.395 | 16.956 | 13.060 |
| Switzerland | 2.226 | 1.969 | 1.775 | 1.778 | 1.170 | 1.158 | 1.066 | 977 | 632 | 778 |
| Other third countries | 763 | 383 | 518 | 738 | 766 | 675 | 364 | 335 | 490 | 553 |
| Total | 67.533 | 67.656 | 70.422 | 55.954 | 69.637 | 65.680 | 64.804 | 68.086 | 73.319 | 91.333 |

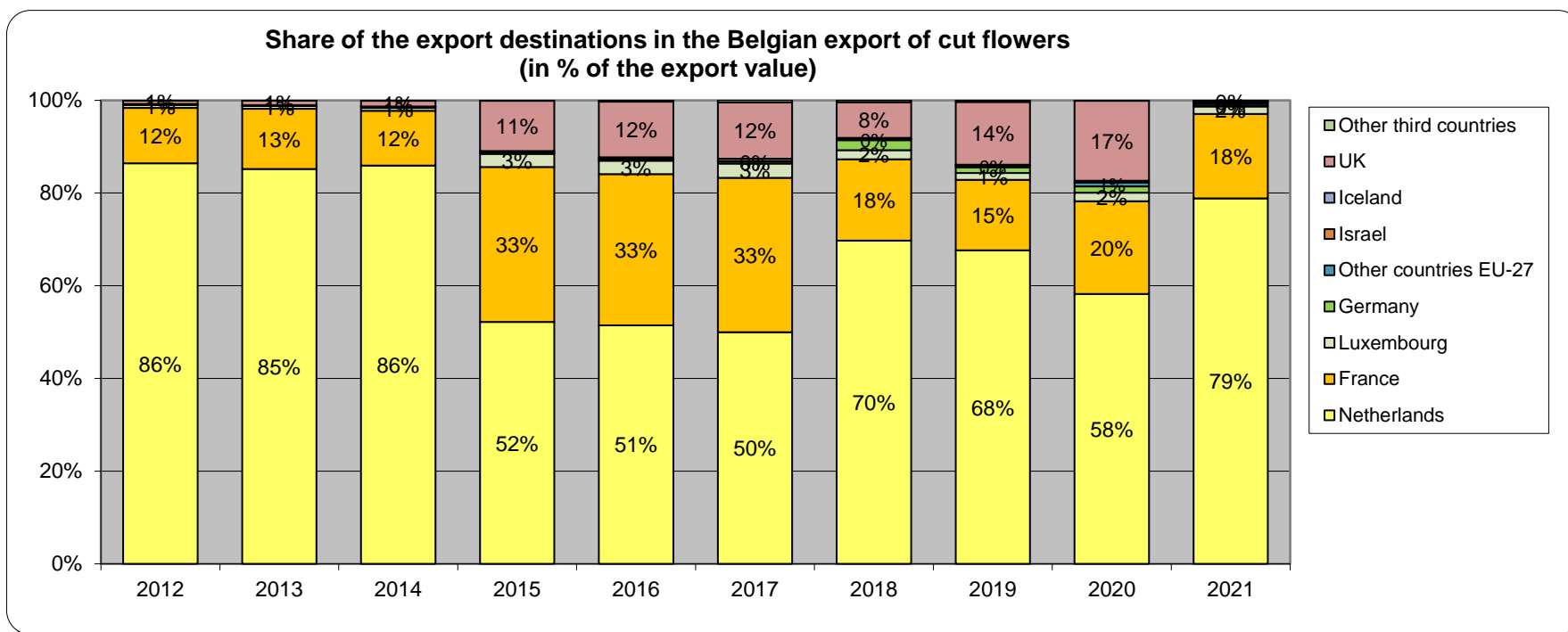
Source: Eurostat + calculations VLAM



Belgian export of cut flowers (in 1.000 euro)

| | 2012 | 2013 | 2014 | 2015 | 2016 | 2017 | 2018 | 2019 | 2020 | 2021 |
|-----------------------|----------------|----------------|----------------|---------------|---------------|---------------|----------------|----------------|---------------|----------------|
| Netherlands | 167.286 | 159.825 | 183.012 | 39.498 | 41.798 | 39.745 | 89.083 | 91.113 | 50.719 | 100.139 |
| France | 23.112 | 24.363 | 25.177 | 25.335 | 26.442 | 26.519 | 22.363 | 20.524 | 17.464 | 23.078 |
| Luxembourg | 1.332 | 1.153 | 1.224 | 2.144 | 2.367 | 2.401 | 2.488 | 1.943 | 1.625 | 2.047 |
| Germany | 150 | 80 | 468 | 109 | 106 | 364 | 2.784 | 1.654 | 1.133 | 347 |
| Other countries EU-27 | 116 | 114 | 52 | 104 | 175 | 116 | 321 | 572 | 726 | 489 |
| Total EU-27 | 191.996 | 185.535 | 209.932 | 67.189 | 70.887 | 69.144 | 117.038 | 115.805 | 71.668 | 126.101 |
| Israel | 0 | 13 | 10 | 0 | 2 | 7 | 11 | 23 | 53 | 330 |
| Iceland | 140 | 158 | 192 | 258 | 313 | 393 | 284 | 171 | 312 | 224 |
| UK | 1.334 | 1.815 | 2.596 | 8.197 | 9.757 | 9.645 | 9.870 | 18.273 | 15.039 | 3 |
| Other third countries | 110 | 59 | 193 | 75 | 226 | 349 | 487 | 433 | 73 | 301 |
| Total | 193.580 | 187.580 | 212.923 | 75.718 | 81.185 | 79.539 | 127.690 | 134.705 | 87.145 | 126.959 |

Source: Eurostat + calculations VLAM

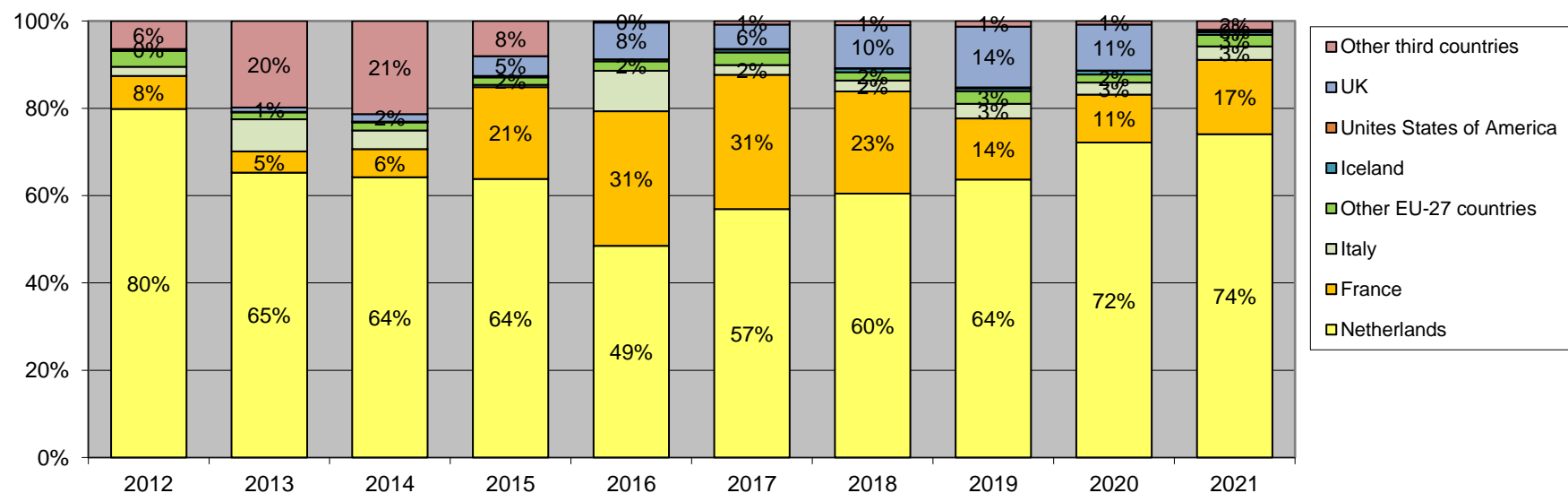


Belgian export of foliage (in 1.000 euro)

| | 2012 | 2013 | 2014 | 2015 | 2016 | 2017 | 2018 | 2019 | 2020 | 2021 |
|--------------------------|---------------|---------------|---------------|---------------|---------------|---------------|---------------|---------------|---------------|---------------|
| Netherlands | 35.572 | 29.176 | 20.523 | 11.141 | 6.532 | 7.503 | 8.269 | 6.947 | 10.547 | 11.302 |
| France | 3.385 | 2.176 | 2.071 | 3.670 | 4.151 | 4.052 | 3.200 | 1.521 | 1.598 | 2.604 |
| Italy | 929 | 3.275 | 1.350 | 84 | 1.251 | 293 | 340 | 368 | 407 | 471 |
| Other EU-27 countries | 1.622 | 729 | 605 | 298 | 287 | 384 | 260 | 313 | 273 | 403 |
| Total EU-27 | 41.507 | 35.357 | 24.548 | 15.193 | 12.220 | 12.232 | 12.069 | 9.149 | 12.825 | 14.779 |
| Iceland | 55 | 53 | 51 | 56 | 65 | 92 | 121 | 76 | 130 | 92 |
| Unites States of America | 1 | 1 | 0 | 3 | 2 | 11 | 2 | 20 | 2 | 42 |
| UK | 132 | 428 | 549 | 794 | 1.128 | 742 | 1.349 | 1.517 | 1.540 | 40 |
| Other third countries | 2.860 | 8.868 | 6.821 | 1.405 | 51 | 105 | 132 | 142 | 115 | 309 |
| Total | 44.554 | 44.705 | 31.970 | 17.452 | 13.465 | 13.182 | 13.673 | 10.903 | 14.612 | 15.263 |

Source: Eurostat + calculations VLAM

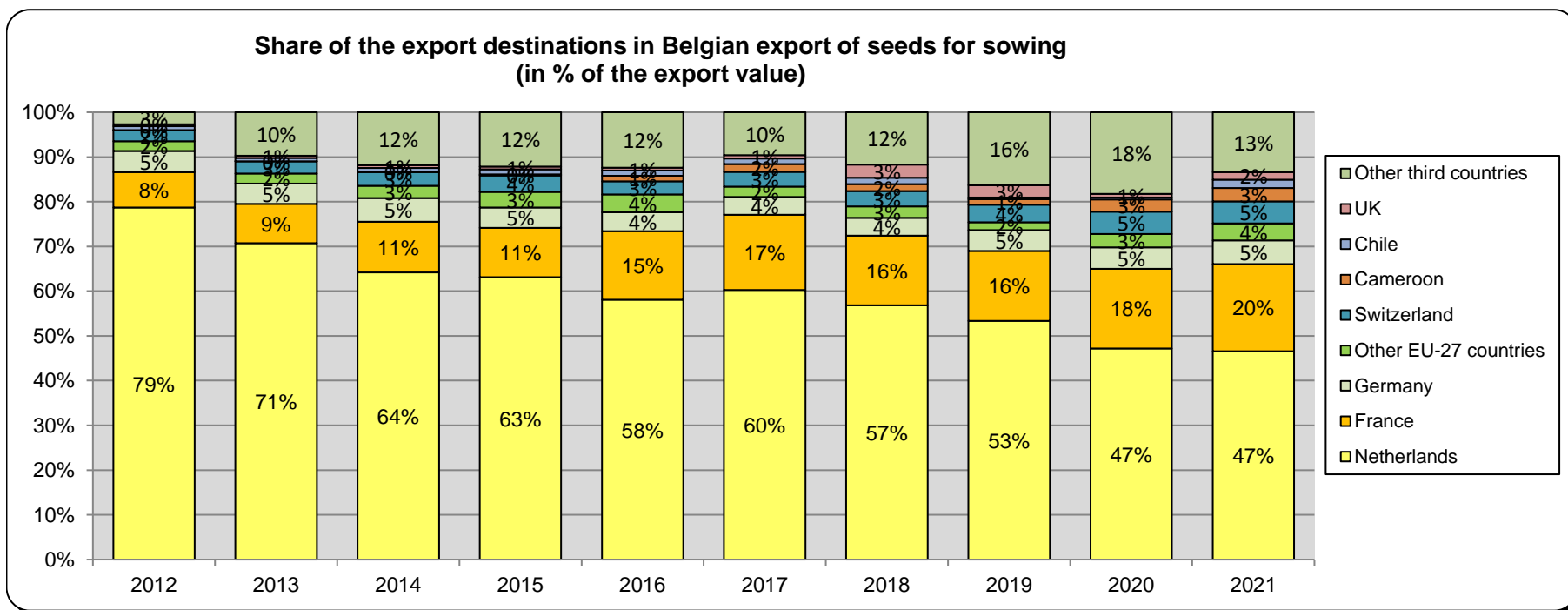
Share of the export destinations in the Belgian export of foliage (in % of the export value)



Belgian export of seeds for sowing (in 1.000 euro)

| | 2012 | 2013 | 2014 | 2015 | 2016 | 2017 | 2018 | 2019 | 2020 | 2021 |
|-----------------------|---------------|---------------|---------------|---------------|---------------|---------------|---------------|---------------|---------------|---------------|
| Netherlands | 34.764 | 40.998 | 35.028 | 35.613 | 35.878 | 37.002 | 36.501 | 29.842 | 21.887 | 21.199 |
| France | 3.493 | 5.080 | 6.173 | 6.214 | 9.457 | 10.318 | 9.980 | 8.744 | 8.247 | 8.878 |
| Germany | 2.094 | 2.640 | 2.892 | 2.544 | 2.628 | 2.466 | 2.553 | 2.613 | 2.226 | 2.397 |
| Other EU-27 countries | 963 | 1.288 | 1.483 | 1.966 | 2.439 | 1.391 | 1.657 | 966 | 1.362 | 1.745 |
| Total EU-27 | 41.314 | 50.007 | 45.576 | 46.337 | 50.402 | 51.177 | 50.691 | 42.166 | 33.722 | 34.219 |
| Switzerland | 1.091 | 1.564 | 1.669 | 2.071 | 1.809 | 2.028 | 2.182 | 2.211 | 2.333 | 2.218 |
| Cameroon | 1 | 2 | 0 | 170 | 804 | 1.084 | 1.003 | 683 | 1.271 | 1.377 |
| Chile | 392 | 444 | 516 | 626 | 696 | 767 | 938 | 208 | 204 | 831 |
| UK | 185 | 309 | 341 | 351 | 383 | 439 | 1.871 | 1.521 | 366 | 783 |
| Other third countries | 1.180 | 5.615 | 6.461 | 6.845 | 7.677 | 5.900 | 7.510 | 9.143 | 8.454 | 6.091 |
| Total | 44.163 | 57.941 | 54.562 | 56.400 | 61.770 | 61.396 | 64.195 | 55.932 | 46.351 | 45.520 |

Source: Eurostat + calculations VLAM

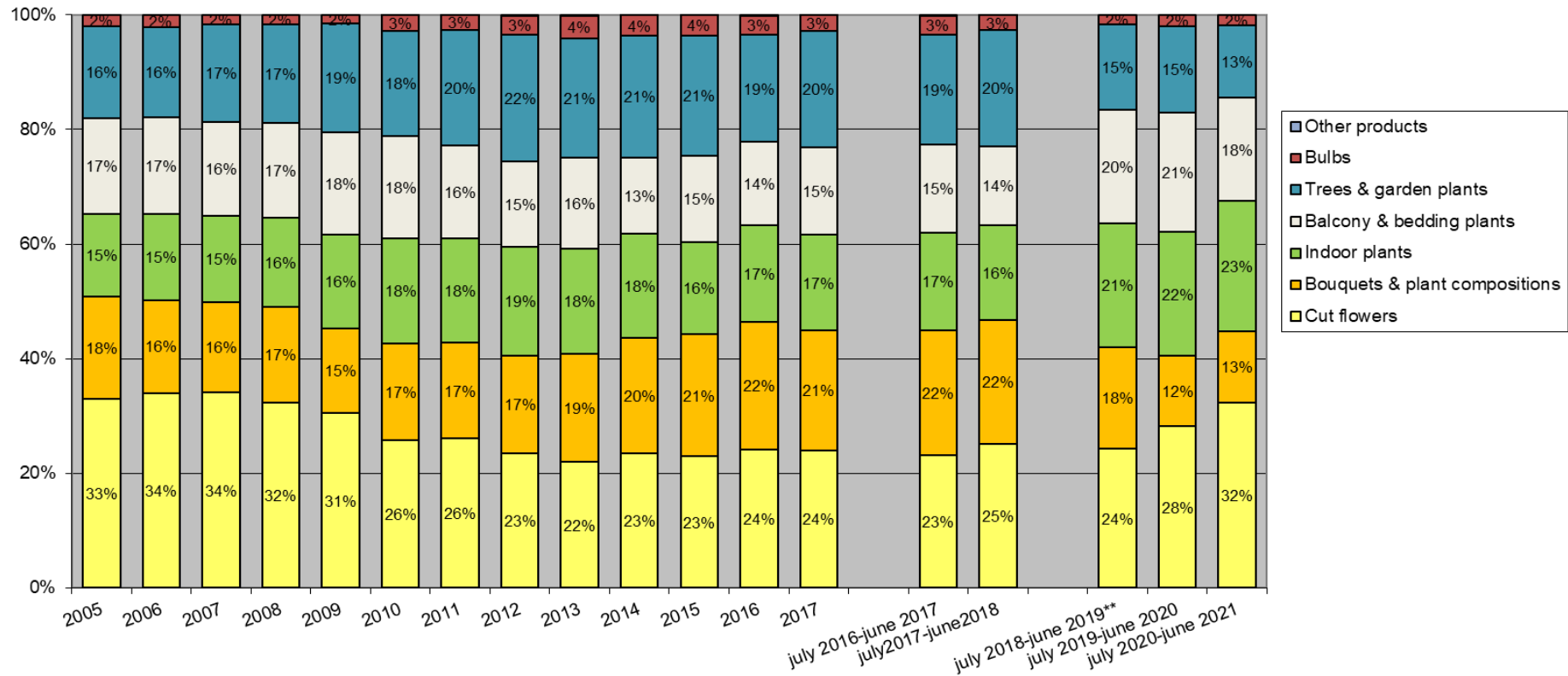




**Consumption and distribution
of ornamental horticultural products in Belgium**

Consumption of ornamental horticultural products in Belgium

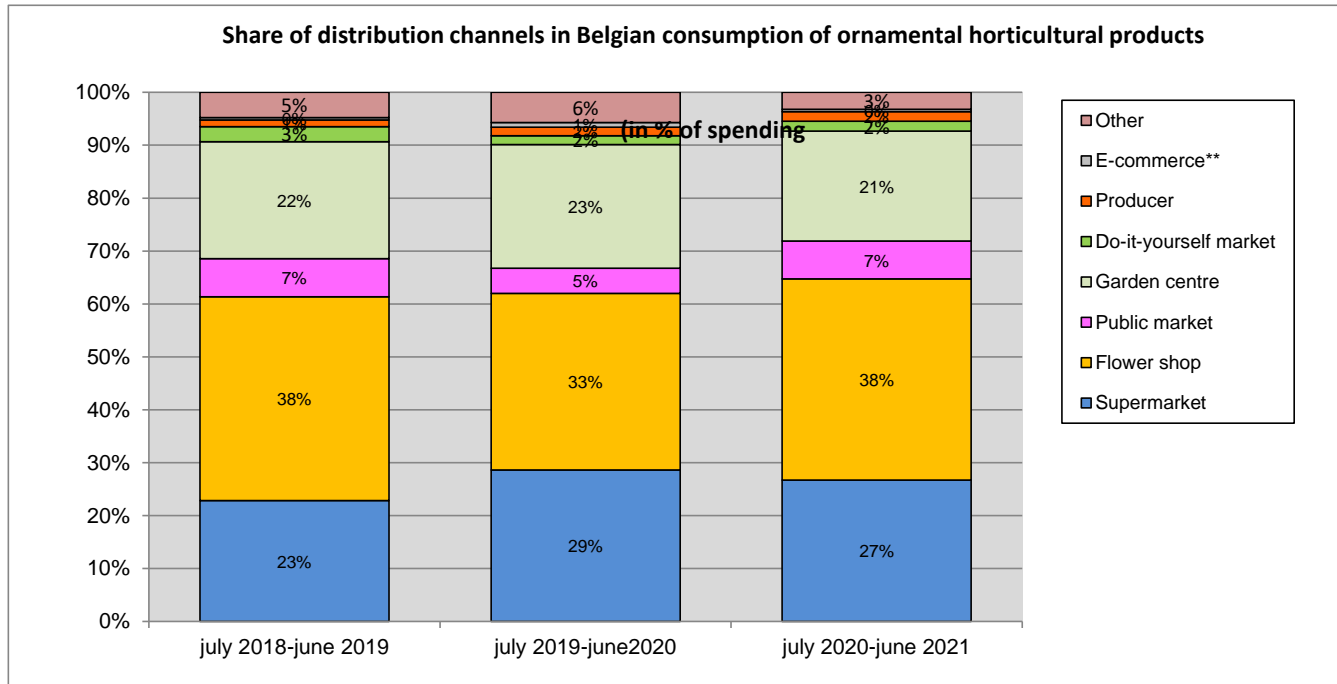
Share of products in Belgian consumption of ornamental horticultural products
(in % of the spendings)



Source: GfK Belgium for VLAM

* from 2010 change in method from paper to online ** new method consumer scan from July 2018

Distribution of ornamental horticultural products in Belgium



Source: GfK Belgium for VLAM

* 2010 change in methodology from paper to online

** New method of consumer analysis from July 2018 resulting in overestimation of supermarkets, e-commerce separately